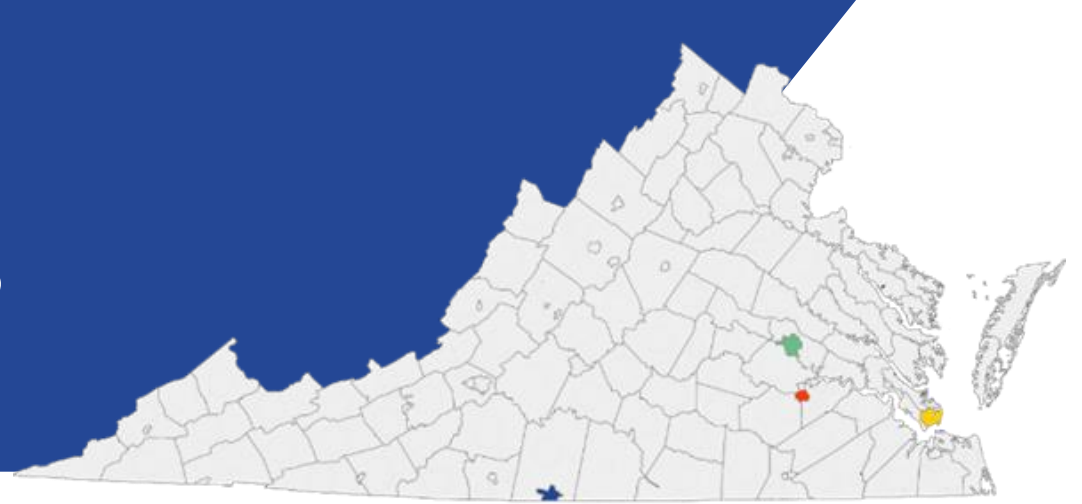
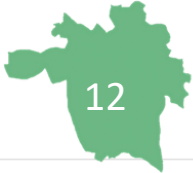



A decorative graphic on the left side of the slide features a central photograph of a two-story house with a dark roof and light-colored siding. The house is framed by large, overlapping geometric shapes in shades of green and blue. Two yellow diamonds are positioned on the left side of the graphic. The background of the graphic is a light blue sky with white clouds.

**EVICTIION DIVERSION
PILOT PROGRAM UPDATE
&
ANALYSIS OF RECENT EVICTION
NUMBERS IN VIRGINIA**

Case Number Updates



27	Total Cases
	cases from the Richmond Civil General District Court
	cases from the Petersburg General District Court
	cases from the Hampton General District Court
	cases from the Danville General District Court

Program Participation

In the 8 months since the last program update, looking at the months of September 2023 to June 2024, seven more people have utilized the Eviction Diversion Pilot Program. There were six cases documented in Petersburg and one in Hampton. This shows an increase in frequency of program use compared to the 14 months prior to September 2023 where there were six participants in the program.

Program Success

Out of the cases sampled, only one case resulted in a writ of eviction being executed, meaning the tenant was evicted. In the other cases, no writ of eviction has been executed. In the last two years, only two cases out of ten have resulted in executed evictions. While it is impossible to know the specifics, like whether the tenants got current on their leases and remain in the properties or moved out and paid the judgement against them, we do know that they were not evicted by the sheriff.

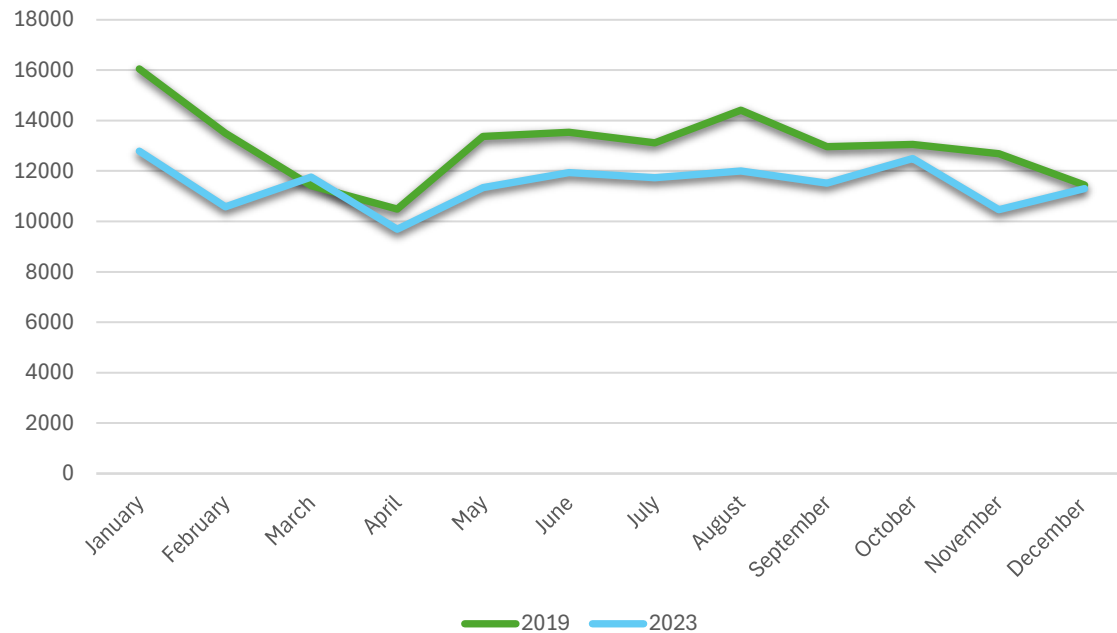
Additional Details

When enrolling in the Pilot Program the most recent reasons for unpaid rent provided by participating tenants have included: car troubles and loss in their hours at work. Unpaid rent ranged from \$1,523 to \$2,983 in the most recent cases.

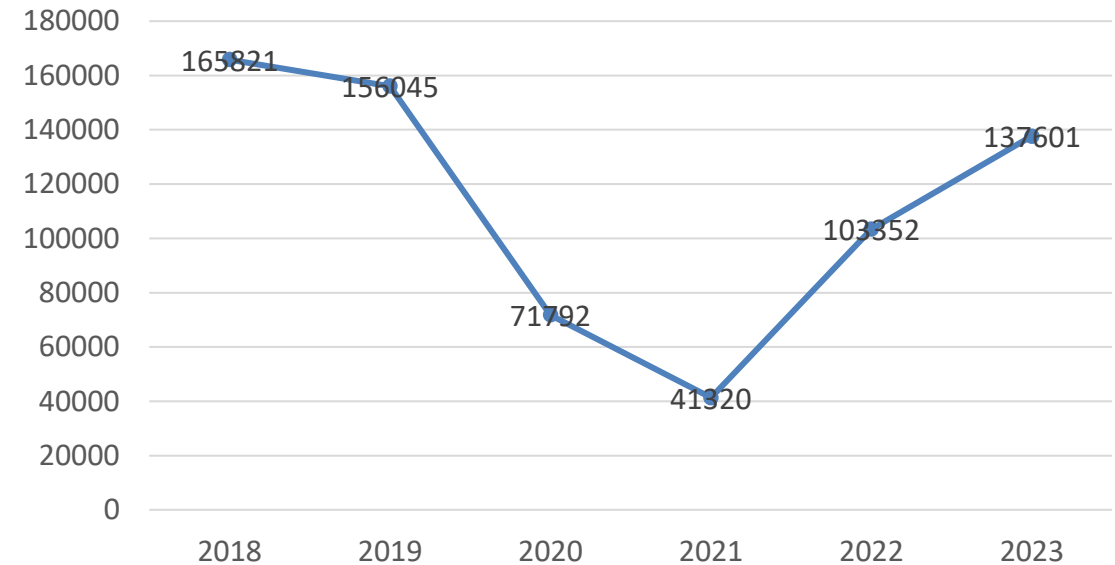
Eviction Filings in Virginia

Total eviction filings in 2023 reached around 88% of pre-pandemic filings.

Virginia Filings in 2019 and 2023



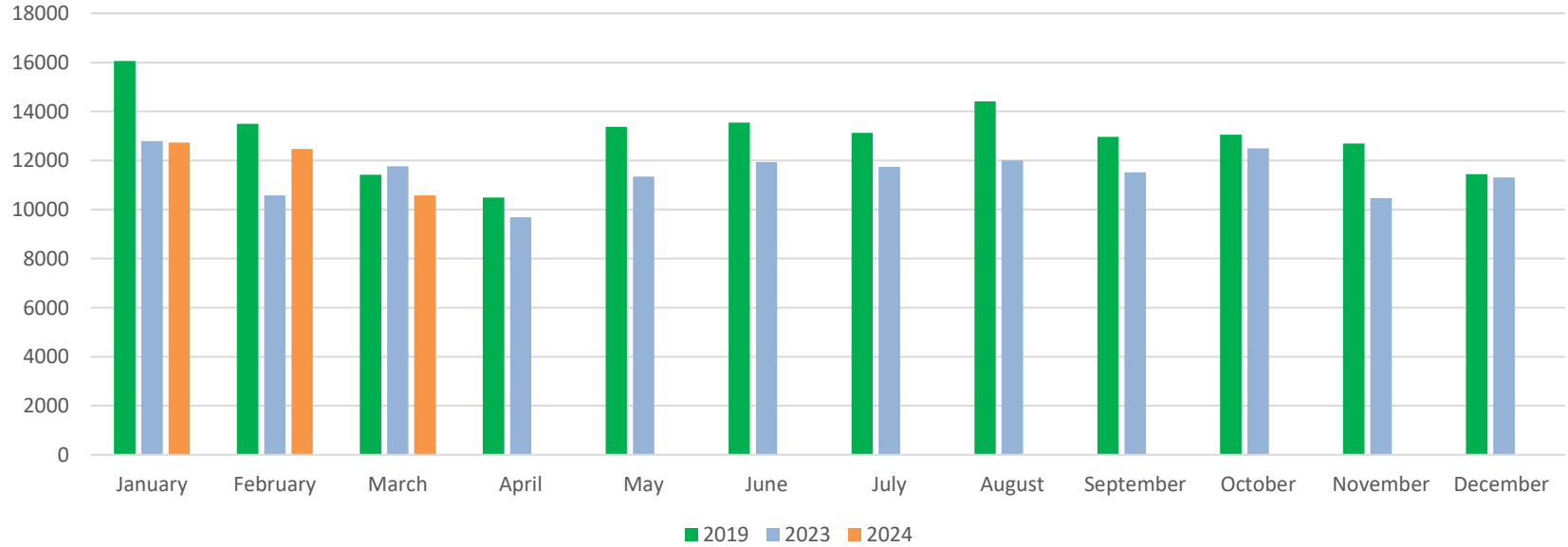
Virginia Annual Filings



Eviction Filings in Virginia

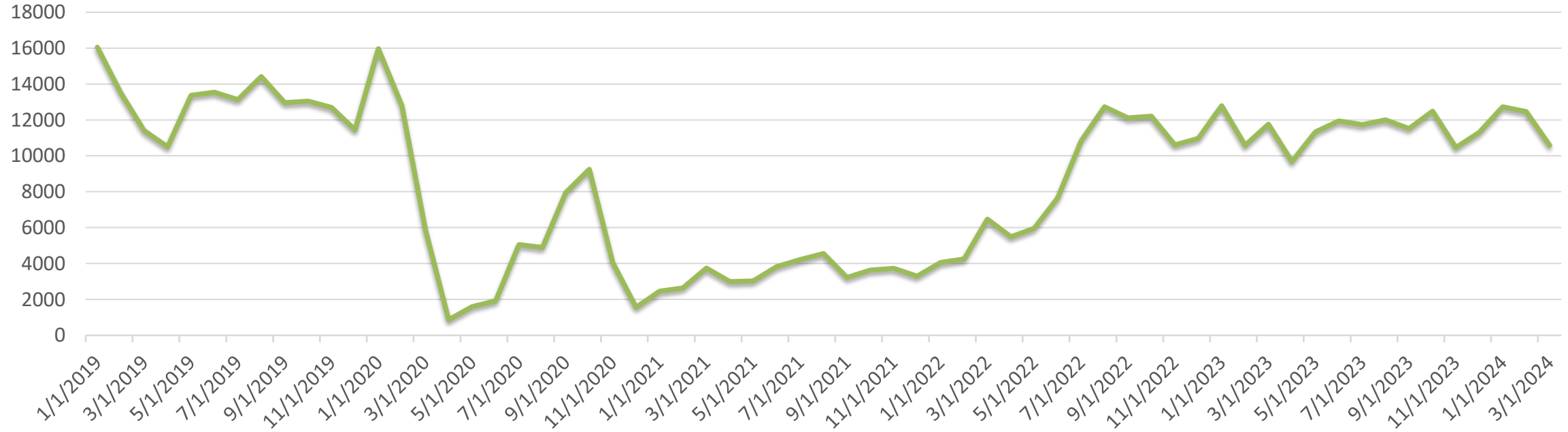
Total eviction filings in 2023 reached around 88% of pre-pandemic filings. Looking at the available data collected so far in 2024, eviction filings have reached 87.3% of pre-pandemic filing levels.

Virginia Filings in 2019, 2023, and 2024
(data available through March 2024)

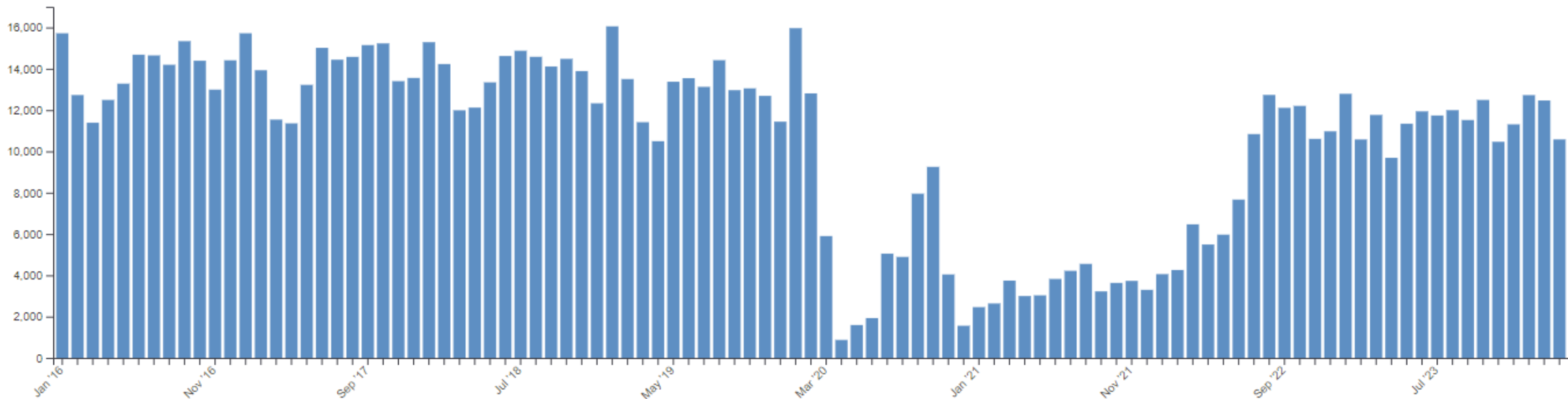


Eviction Filings in Virginia

Monthly Eviction Filings in Virginia

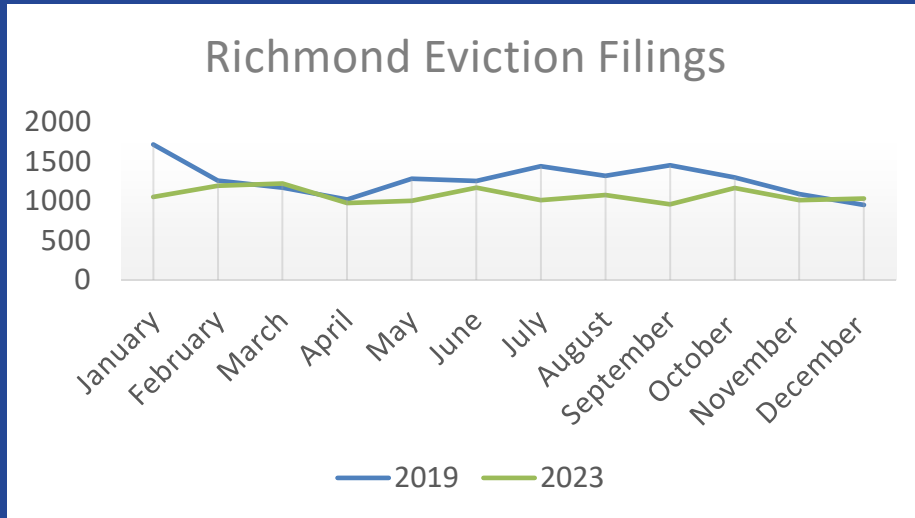


Legal Services Corporation Findings

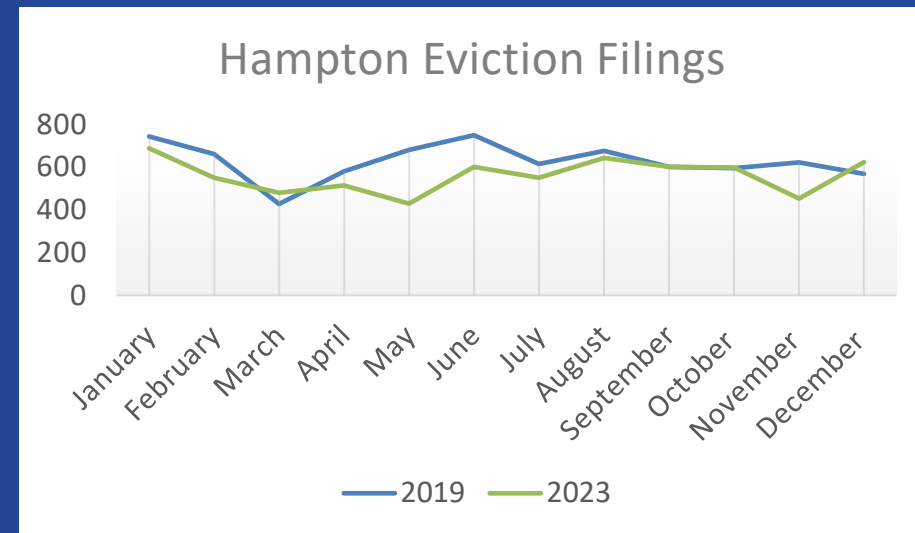


2023 Eviction Filings in Eviction Diversion Pilot Program Cities

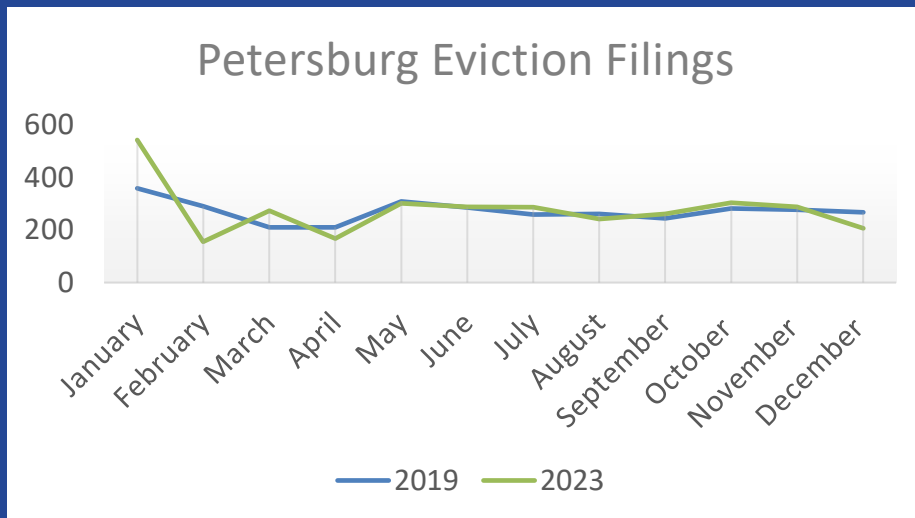
Richmond filings reached about **84%** of pre-pandemic levels



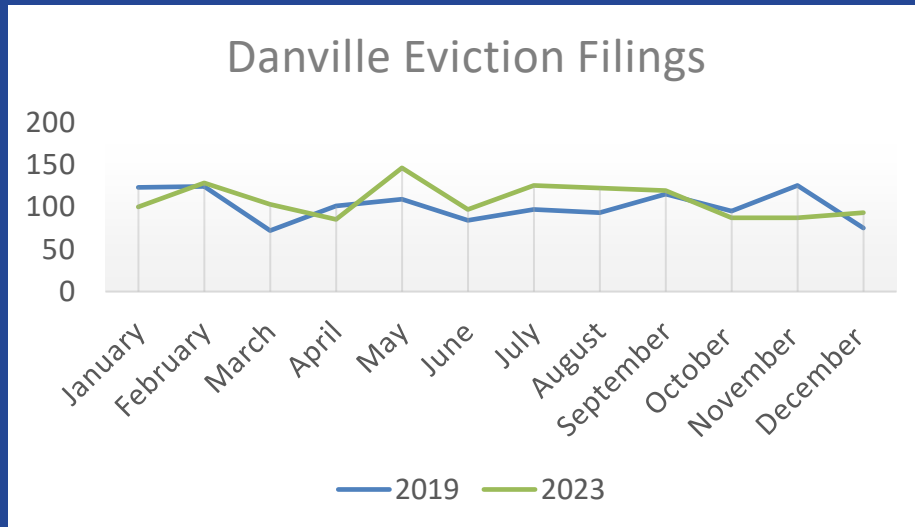
Hampton filings reached about **89%** of pre-pandemic levels



Petersburg filings reached about **102%** of pre-pandemic levels



Danville filings reached about **106%** of pre-pandemic levels

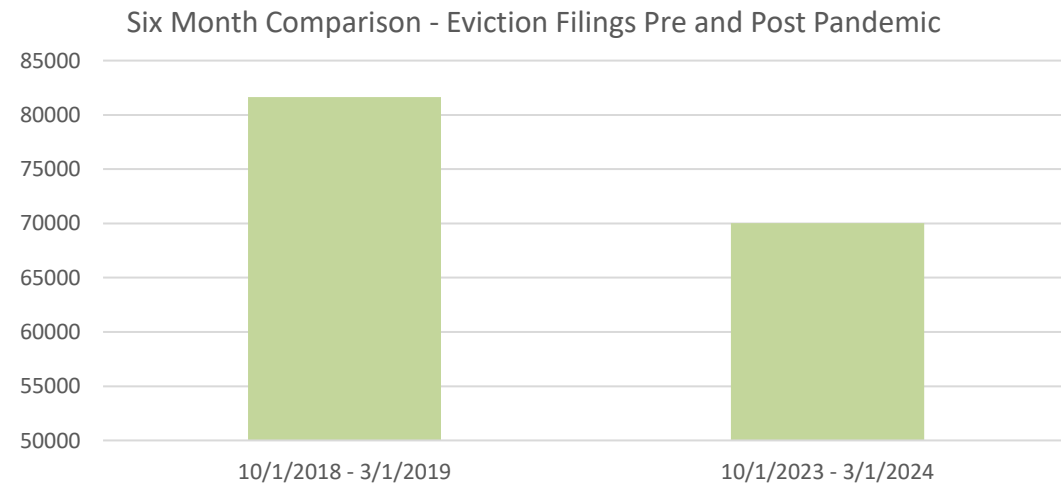


Eviction Filings in Virginia

Comparing Pre-Pandemic Filing Levels up to 2024 in a six-month period

The Legal Services Civil Court Data Initiative has published data through March 2024. The chart on the left looks at the six-month period from October 2023 to March 2024 and compares it to the same period in the pre-pandemic years (October 2018 to March 2019).

Virginia eviction filings have reached about 86% of pre-pandemic levels during this six-month period.

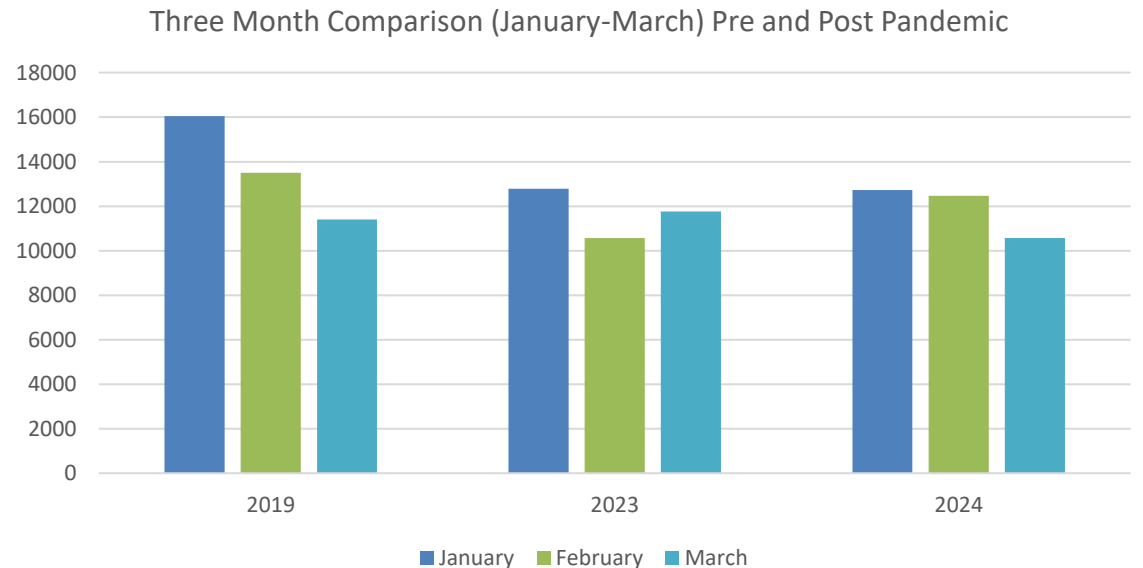


Comparing 2023 and 2024

Looking at those first three months in each year, in 2024, eviction filings rose around 1.8% compared to those same three months in 2023.

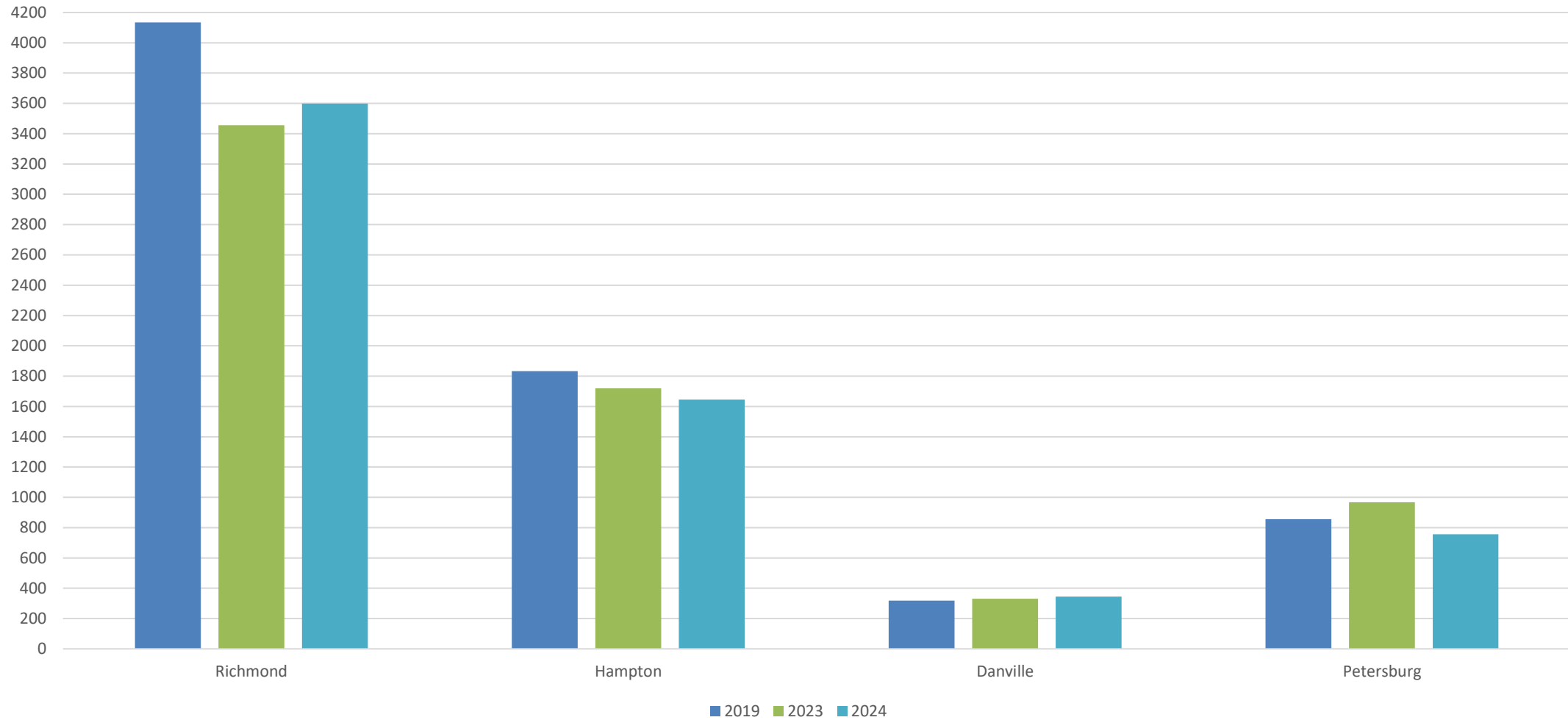
January – March 2023: 85% of Pre-Pandemic Filings

January – March 2024: 87% of Pre-Pandemic Filings



Comparing Pre-Pandemic Filings and 2024 Filings

(*chart uses January-March for east year based on most recently collected LCS data)



2023

Richmond: Filings reached about 83% of pre-pandemic numbers.

Hampton: Filings reached about 93% of pre-pandemic numbers.

Danville: Filings reached about 103% of pre-pandemic numbers.

Petersburg: Filings reached about 113% of pre-pandemic numbers.

2024

Richmond: Filings reached about 87% of pre-pandemic numbers.

Hampton: Filings reached about 89% of pre-pandemic numbers.

Danville: Filings reached about 108% of pre-pandemic numbers.

Petersburg: Filings reached about 88% of pre-pandemic numbers.

VHC.VIRGINIA.GOV

THANK YOU

THE REPORT IS AVAILABLE AT
VHC.VIRGINIA.GOV/REPORTS.ASP

JESSECA HOFF

JHOFF@VHC.VIRGINIA.GOV

(804) 967-3993

